

DHARMESH PARIKH & CO.

CHARTERED ACCOUNTANTS

303/304, "Milestone", Nr. Drive-in-Cinema, Opp.T.VTower, Thaltej,
Ahmedabad-380 054. Phone: 91-79-27474466 Fax: 91-79-27479955

Independent Auditor's Report

To the Members of Adani Renewable Energy Park Limited

Report on the audit of the Standalone Financial Statements

Opinion

We have audited the accompanying Standalone Financial Statements of **Adani Renewable Energy Park Limited** ("the Company"), which comprise the Balance Sheet as at 31st March, 2019, the Statement of Profit and Loss (including other comprehensive income), the Statement of Cash Flows and the Statement of Changes in Equity for the year then ended, and a summary of significant accounting policies and other explanatory information (herein after referred to as "Standalone Financial Statements").

In our opinion and to the best of our information and according to the explanations given to us, the aforesaid standalone financial statements give the information required by the Companies Act, 2013 ("the Act") in the manner so required and give a true and fair view in conformity with the Indian Accounting Standards prescribed under section 133 of the Act read with the Companies (Indian Accounting Standards) Rules, 2015, as amended, ("Ind AS") and other accounting principles generally accepted in India, of the state of affairs of the Company as at March 31, 2019, the loss and total comprehensive loss, changes in equity and its cash flows for the year ended on that date.

Basis for Opinion

We conducted our audit of the standalone financial statements in accordance with the Standards on Auditing specified under section 143(10) of the Act (SAs). Our responsibilities under those Standards are further described in the Auditor's Responsibilities for the Audit of the Standalone Financial Statements section of our report. We are independent of the Company in accordance with the Code of Ethics issued by the Institute of Chartered Accountants of India (ICAI) together with the independence requirements that are relevant to our audit of the standalone financial statements under the provisions of the Act and the Rules made there under, and we have fulfilled our other ethical responsibilities in accordance with these requirements and the ICAI's Code of Ethics. We believe that the audit evidence we have obtained is sufficient and appropriate to provide a basis for our audit opinion on the standalone financial statements.

Management's Responsibility for the Standalone Financial Statements

The Company's Board of Directors is responsible for the matters stated in Section 134(5) of the Companies Act, 2013 ("the Act") with respect to the preparation and presentation of these Standalone Financial Statements that give a true and fair view of the financial position, financial performance including other comprehensive income, cash flows and changes in equity of the Company in accordance with the accounting principles generally accepted in India, including the applicable Indian Accounting Standards (Ind AS) prescribed under Section 133 of the Act, read with the Companies (Indian Accounting Standards) Rules, 2015, as amended.

This responsibility also includes maintenance of adequate accounting records in accordance with the provisions of the Act for safeguarding the assets of the Company and for preventing and detecting frauds and other irregularities; selection and application of appropriate accounting policies; making judgments and estimates that are reasonable and prudent; and design, implementation and maintenance of adequate internal financial controls, that were operating effectively for ensuring the accuracy and completeness of the accounting records, relevant to the preparation and presentation of the Standalone Financial Statements that give a true and fair view and are free from material misstatement, whether due to fraud or error.

In preparing the standalone financial statements, management is responsible for assessing the Company's ability to continue as a going concern, disclosing, as applicable, matters related to going concern and using the going concern basis of accounting unless management either intends to liquidate the Company or to cease operations, or has no realistic alternative but to do so.

The Board of Directors are responsible for overseeing the Company's financial reporting process.



DHARMESH PARIKH & CO.

CHARTERED ACCOUNTANTS

303/304, "Milestone", Nr. Drive-in-Cinema, Opp.T.VTower, Thaltej,
Ahmedabad-380 054. Phone: 91-79-27474466 Fax: 91-79-27479955

Independent Auditor's Report

RE: Adani Renewable Energy Park Limited (Continue)

Auditor's Responsibility

Our objectives are to obtain reasonable assurance about whether the standalone financial statements as a whole are free from material misstatement, whether due to fraud or error, and to issue an auditor's report that includes our opinion. Reasonable assurance is a high level of assurance, but is not a guarantee that an audit conducted in accordance with SAs will always detect a material misstatement when it exists. Misstatements can arise from fraud or error and are considered material if, individually or in the aggregate, they could reasonably be expected to influence the economic decisions of users taken on the basis of these standalone financial statements.

As part of an audit in accordance with SAs, we exercise professional judgment and maintain professional skepticism throughout the audit. We also:

- Identify and assess the risks of material misstatement of the standalone financial statements, whether due to fraud or error, design and perform audit procedures responsive to those risks, and obtain audit evidence that is sufficient and appropriate to provide a basis for our opinion. The risk of not detecting a material misstatement resulting from fraud is higher than for one resulting from error, as fraud may involve collusion, forgery, intentional omissions, misrepresentations, or the override of internal control.
- Obtain an understanding of internal financial controls relevant to the audit in order to design audit procedures that are appropriate in the circumstances. Under section 143(3)(i) of the Act, we are also responsible for expressing our opinion on whether the Company has adequate internal financial controls system in place and the operating effectiveness of such controls.
- Evaluate the appropriateness of accounting policies used and the reasonableness of accounting estimates and related disclosures made by management.
- Conclude on the appropriateness of management's use of the going concern basis of accounting and, based on the audit evidence obtained, whether a material uncertainty exists related to events or conditions that may cast significant doubt on the Company's ability to continue as a going concern. If we conclude that a material uncertainty exists, we are required to draw attention in our auditor's report to the related disclosures in the standalone financial statements or, if such disclosures are inadequate, to modify our opinion. Our conclusions are based on the audit evidence obtained up to the date of our auditor's report. However, future events or conditions may cause the Company to cease to continue as a going concern.
- Evaluate the overall presentation, structure and content of the standalone financial statements, including the disclosures, and whether the standalone financial statements represent the underlying transactions and events in a manner that achieves fair presentation.

We communicate with those charged with governance regarding, among other matters, the planned scope and timing of the audit and significant audit findings, including any significant deficiencies in internal control that we identify during our audit.

We also provide those charged with governance with a statement that we have complied with relevant ethical requirements regarding independence, and to communicate with them all relationships and other matters that may reasonably be thought to bear on our independence, and where applicable, related safeguards.



DHARMESH PARIKH & CO.

CHARTERED ACCOUNTANTS

303/304, "Milestone", Nr. Drive-in-Cinema, Opp.T.VTower, Thaltej,
Ahmedabad-380 054. Phone: 91-79-27474466 Fax: 91-79-27479955

Independent Auditor's Report

RE: Adani Renewable Energy Park Limited (Continue)

Report on Other Legal and Regulatory Requirements

1. As required by the Companies (Auditor's Report) Order, 2016 ("the Order") issued by the Central Government of India in terms of sub-section (11) of section 143 of the Act, we give in "Annexure A" statement on the matters specified in the paragraph 3 and 4 of the Order, to the extent applicable.
2. As required by section 143(3) of the Act, we report that:
 - a) we have sought and obtained all the information and explanations which to the best of our knowledge and belief were necessary for the purposes of our audit;
 - b) in our opinion proper books of account as required by law have been kept by the Company so far as it appears from our examination of those books;
 - c) the Balance Sheet, the Statement of Profit and Loss, the Statement Cash Flows and the Statement of Changes in Equity dealt with by this Report are in agreement with the books of account;
 - d) in our opinion, the aforesaid Standalone Financial Statements comply with the Indian Accounting Standards specified under Section 133 of the Act, read with the Companies (Indian Accounting Standards) Rules, 2015, as amended;
 - e) on the basis of the written representations received from the directors as on 31st March, 2019 taken on record by the Board of Directors, none of the directors is disqualified as on 31st March, 2019 from being appointed as a director in terms of Section 164(2) of the Act;
 - f) With respect to the adequacy of the internal financial controls over financial reporting of the Company and the operating effectiveness of such controls, refer to our separate report in "Annexure B";
 - g) with respect to the other matters to be included in the Auditor's Report in accordance with Rule 11 of the Companies (Audit and Auditors) Rules, 2014, in our opinion and to the best of our information and according to the explanations given to us:
 - i. The Company does not have any pending litigations which would impact its financial position;
 - ii. The Company did not have any long-term contracts including derivative contracts for which there were any material foreseeable losses.
 - iii. There were no amounts which were required to be transferred to the Investor Education and Protection Fund by the Company.
3. With respect to the matters to be included in the Auditor's Report in accordance with the requirements of section 197(16) of the Act, as amended:

According to the information and explanations given to us and on the basis of our examination of the records of the Company, managerial remuneration has not been paid /provided. Accordingly, reporting under section 197(16) of the Act is not applicable.

Place: Ahmedabad
Date: 14th May, 2019



For, **DHARMESH PARIKH & CO.**
Chartered Accountants
Firm Reg. No. 112054W

Kanti Gothi

Kanti Gothi
Partner
Membership No. 127664

DHARMESH PARIKH & CO.

CHARTERED ACCOUNTANTS

303/304, "Milestone", Nr. Drive-in-Cinema, Opp.T.VTower, Thaltej,
Ahmedabad-380 054. Phone: 91-79-27474466 Fax: 91-79-27479955

Annexure - A to the Independent Auditor's Report

RE: Adani Renewable Energy Park Limited

(Referred to in Paragraph 1 of our Report of even date)

The Annexure referred to in our Independent Auditor's Report to the members of the Company on the Standalone financial statements for the year ended 31st March, 2019, we report that:

- (i) The company does not have any Fixed Assets. Accordingly, the provisions of paragraph 3 (i) (a) to (c) of the Order are not applicable.
- (ii) The Company does not carry any Inventory. Accordingly the provisions of paragraph 3 (ii) (a) & (b) of the Order are not applicable.
- (iii) According to the information and explanation given to us and the records produced to us for our verification, the company has not granted loans, secured or unsecured to companies, firms, Limited Liability Partnerships or other parties covered in the register maintained under section 189 of the Companies Act, 2013. Accordingly the provisions of paragraph 3 (iii) (a) to (c) of the Order are not applicable.
- (iv) In our opinion and according to the information and explanations given to us, the Company has not granted any loans, or provided any guarantees or security under Section 185. According to the information and explanations given to us, the Company is engaged in the business of providing infrastructural facilities and accordingly the provisions of section 186 (except subsection (1) of Section 186) of the Act are not applicable to the Company. In our opinion, and according to the information and explanations given to us, the Company has not made any investment referred in Section 186(1) of the Act.
- (v) In our opinion, and according to the information and explanations given to us, the Company has not accepted any deposits from the public and hence the directives issued by the Reserve Bank of India and the provisions of Sections 73 to 76 or any other relevant provisions of the Act and the Companies (Acceptance of Deposit) Rules, 2015 with regard to the deposits accepted from the public are not applicable.
- (vi) The Central Government has not prescribed the maintenance of cost records under Section 148(1) of the Act for any of the products manufactured or services rendered by the Company. Accordingly, the provisions of clause 3(vi) of the Order are not applicable.
- (vii) (a) According to the information and explanations given to us and on the basis of our examination of the records of the Company, amounts deducted/ accrued in the books of account in respect of undisputed statutory dues including income tax, Goods and service tax and other material statutory dues have generally been deposited regularly during the year by the Company with the appropriate authorities. As explained to us, the Company did not have any dues on account of Sales tax, Value added tax, service tax.

According to the information and explanations given to us, no undisputed amounts payable in respect of income tax and other material statutory dues were in arrears as at 31st March, 2019 for a period of more than six months from the date they became payable.

- (b) According to the records of the Company and representations made by the Management, there are no statutory dues as mentioned in paragraph 3(vii)(a) which have not been deposited on account of any dispute.
- (viii) In our opinion and according to the information and explanations given to us, the Company has no dues to its bankers. The Company did not have any outstanding debentures or dues to any financial institutions or government during the year. Accordingly the provisions of paragraph 3 (viii) of the Order are not applicable.



DHARMESH PARIKH & CO.

CHARTERED ACCOUNTANTS

303/304, "Milestone", Nr. Drive-in-Cinema, Opp.T.VTower, Thaltej,
Ahmedabad-380 054. Phone: 91-79-27474466 Fax: 91-79-27479955

Annexure - A to the Independent Auditor's Report **RE: Adani Renewable Energy Park Limited (Continue)**

(Referred to in Paragraph 1 of our Report of even date)

- (ix) According to the information and explanations given to us and based on our examination of the records of the Company, the Company has not raised any moneys by way of initial public offer or further public offer (including debt instruments) during the year. In our opinion and according to the information and explanations given to us, the term loans taken by the Company have been applied for the purpose for which they are raised.
- (x) During the course of our examination of the books and records of the company, carried out in accordance with the generally accepted auditing practice in India, and according to the information and explanation given to us, we have neither come across any instance of material fraud by the company or on the company by its officers or employees, noticed or reported during the year, nor have we been informed of any such case by the management.
- (xi) According to the information and explanations given to us and on the basis of our examination of the records of the Company, managerial remuneration has not been paid/provided. Accordingly the provisions of Clauses 3(xi) of the Order are not applicable.
- (xii) In our opinion, the Company is not a nidhi Company. Accordingly the provisions of Clauses 3 (xii) of the Order are not applicable.
- (xiii) As per information and explanation given to us and on the basis of our examination of the records of the Company, all the transaction with related parties are in compliance with section 177 and 188 of Companies Act 2013 and all the details have been disclosed in Standalone Financial Statements as required by the applicable Indian Accounting Standards.
- (xiv) According to the information and explanations given to us and on the basis of our examination of the records, the Company has not made any preferential allotment or private placement or not issued any debenture during the year under review. Accordingly the provisions of paragraph 3(xiv) of the Order are not applicable.
- (xv) According to the information and explanations given to us and on the basis of our examination of the records, Company has not entered into any non-cash transactions with any director or any person connected with him. Accordingly the provisions of Clauses 3(xv) of the Order are not applicable to the Company.
- (xvi) In our opinion, the company is not required to be registered under section 45 IA of the Reserve Bank of India Act, 1934 and accordingly, the provisions of clause 3(xvi) of the Order are not applicable.

Place: Ahmedabad
Date: 14th May, 2019



For, **DHARMESH PARIKH & CO.**
Chartered Accountants
Firm Reg. No. 112054W

Kanti Gothi

Kanti Gothi
Partner
Membership No. 127664

DHARMESH PARIKH & CO.

CHARTERED ACCOUNTANTS

303/304, "Milestone", Nr. Drive-in-Cinema, Opp.T.VTower, Thaltej,
Ahmedabad-380 054. Phone: 91-79-27474466 Fax: 91-79-27479955

Annexure – B to the Independent Auditor's Report RE: Adani Renewable Energy Park Limited

(Referred to in Paragraph 2(f) of our Report of even date)

Report on the Internal Financial Controls under Clause (i) of sub-section 3 of section 143 of the Companies Act 2013 (the act).

Opinion

We have audited the internal financial controls over financial reporting of the company as of 31st March, 2019 in conjunction with our audit of the Standalone Financial Statements of the company for the year ended on that date.

In our opinion, the Company has, in all material respects, an adequate internal financial controls system over financial reporting and such internal financial controls over financial reporting were operating effectively as at 31 March 2019, based on the internal control over financial reporting criteria established by the Company considering the essential components of internal control stated in the Guidance Note on Audit of Internal Financial Controls Over Financial Reporting issued by the Institute of Chartered Accountants of India.

Management's Responsibilities for Internal Financial Controls

The Company's management is responsible for establishing and maintaining internal financial controls based on the internal control over financial reporting criteria established by the Company considering the essential components of internal control stated in the Guidance Note on Audit of Internal Financial Controls over Financial Reporting issued by the Institute of Chartered Accountants of India (ICAI). These responsibilities include the design, implementation and maintenance of adequate internal financial controls that were operating effectively for ensuring the orderly and efficient conduct of its business, including adherence to company's policies, the safeguarding of its assets, the prevention and detection of frauds and errors, the accuracy and completeness of the accounting records, and the timely preparation of reliable financial information, as required under the Companies Act, 2013.

Auditors' Responsibility

Our responsibility is to express an opinion on the Company's internal financial controls over financial reporting based on our audit. We conducted our audit in accordance with the Guidance Note on Audit of Internal Financial Controls Over Financial Reporting (the Guidance Note) and the Standards on Auditing, issued by ICAI and deemed to be prescribed under section 143(10) of the Companies Act, 2013, to the extent applicable to an audit of internal financial controls, both applicable to an audit of Internal Financial Controls and, both issued by the Institute of Chartered Accountants of India. Those Standards and the Guidance Note require that we comply with ethical requirements and plan and perform the audit to obtain reasonable assurance about whether adequate internal financial controls over financial reporting was established and maintained and if such controls operated effectively in all material respects.

Our audit involves performing procedures to obtain audit evidence about the adequacy of the internal financial controls system over financial reporting and their operating effectiveness. Our audit of internal financial controls over financial reporting included obtaining an understanding of internal financial controls over financial reporting, assessing the risk that a material weakness exists, and testing and evaluating the design and operating effectiveness of internal control based on the assessed risk. The procedures selected depend on the auditor's judgment, including the assessment of the risks of material misstatement of the Standalone Financial Statements, whether due to fraud or error.



DHARMESH PARIKH & CO.

CHARTERED ACCOUNTANTS

303/304, "Milestone", Nr. Drive-in-Cinema, Opp.T.VTower, Thaltej,
Ahmedabad-380 054. Phone: 91-79-27474466 Fax: 91-79-27479955

Annexure – B to the Independent Auditor's Report **RE: Adani Renewable Energy Park Limited (continue)**

(Referred to in Paragraph 2(f) of our Report of even date)

We believe that the audit evidence we have obtained is sufficient and appropriate to provide a basis for our audit opinion on the Company's internal financial controls system over financial reporting.

Meaning of Internal Financial Controls over Financial Reporting

A company's internal financial control over financial reporting is a process designed to provide reasonable assurance regarding the reliability of financial reporting and the preparation of financial statements for external purposes in accordance with generally accepted accounting principles. A company's internal financial control over financial reporting includes those policies and procedures that

- (1) pertain to the maintenance of records that, in reasonable detail, accurately and fairly reflect the transactions and dispositions of the assets of the company;
- (2) provide reasonable assurance that transactions are recorded as necessary to permit preparation of financial statements in accordance with generally accepted accounting principles, and that receipts and expenditures of the company are being made only in accordance with authorizations of management and directors of the company; and
- (3) provide reasonable assurance regarding prevention or timely detection of unauthorized acquisition, use, or disposition of the company's assets that could have a material effect on the financial statements.

Inherent Limitations of Internal Financial Controls over Financial Reporting

Because of the inherent limitations of internal financial controls over financial reporting, including the possibility of collusion or improper management override of controls, material misstatements due to error or fraud may occur and not be detected. Also, projections of any evaluation of the internal financial controls over financial reporting to future periods are subject to the risk that the internal financial control over financial reporting may become inadequate because of changes in conditions, or that the degree of compliance with the policies or procedures may deteriorate.

Place : Ahmedabad
Date : 14th May, 2019



For, **DHARMESH PARIKH & CO.**
Chartered Accountants
Firm Reg. No. 112054W

A handwritten signature in black ink, appearing to read "Kanti Gothi".

Kanti Gothi
Partner
Membership No. 127664

ADANI RENEWABLE ENERGY PARK LIMITED

Balance Sheet as at 31st March, 2019

adani
Renewables

Particulars	Notes	As at 31st March, 2019 (₹ in Lakhs)	As at 31st March, 2018 (₹ in Lakhs)
ASSETS			
Non - Current Assets			
(a) Financial Assets			
(i) Investments	4	4,033.29	4,033.29
(ii) Other Financial Assets	5	2.20	0.45
Total Non - Current Assets		4,035.49	4,033.74
Current Assets			
(a) Financial Assets			
(i) Trade Receivables	6	964.65	-
(ii) Cash and Cash Equivalents	7	1.10	17.41
(iii) Other Financial Assets	8	0.15	0.15
(b) Other Current Assets	9	0.42	5.88
Total Current Assets		966.32	23.44
Total Assets		5,001.81	4,057.18
EQUITY AND LIABILITIES			
Equity			
(a) Equity Share Capital	10	5.00	5.00
(b) Other Equity	11	(3,055.28)	(2,406.30)
Total Equity		(3,050.28)	(2,401.30)
Liabilities			
Non - Current Liabilities			
(a) Provisions	12	-	46.08
Total Non - Current Liabilities		-	46.08
Current Liabilities			
(a) Financial Liabilities			
(i) Borrowings	13	6,998.57	6,346.51
(ii) Trade Payables	14		
i. Total outstanding dues of micro enterprises and small enterprises		-	-
ii. Total outstanding dues of creditors other than micro enterprises and small enterprises		959.26	27.55
(iii) Other Financial Liabilities	15	0.12	0.13
(b) Provisions	16	-	14.33
(c) Other Current Liabilities	17	94.14	23.88
Total Current Liabilities		8,052.09	6,412.40
Total Liabilities		8,052.09	6,458.48
Total Equity and Liabilities		5,001.81	4,057.18

The notes referred above are an integral part of these financial statements.

In terms of our report attached

For Dharmesh Parikh & Co.
Chartered Accountants


Firm Registration Number : 112054W

For and on behalf of the board of directors of
ADANI RENEWABLE ENERGY PARK LIMITEDKanti Gothi
Partner
Membership No. 127664Place : Ahmedabad
Date : 14th May, 2019

Vneet S Jaain

Vneet S Jaain
Director
DIN:- 00053906Place : Ahmedabad
Date : 14th May, 2019

Jatinkumar Jalundhwala

Jatinkumar Jalundhwala
Director
DIN:- 00137888

ADANI RENEWABLE ENERGY PARK LIMITED
Statement of Profit and Loss for the year ended 31st March, 2019

adani
Renewables

Particulars	Notes	For the year ended 31st March, 2019 (₹ in Lakhs)	For the year ended 31st March, 2018 (₹ in Lakhs)
Income			
Other Income	18	817.50	-
Total Income		817.50	-
Expenses			
Employee Benefits Expenses	19	0.17	377.45
Finance Costs	20	639.29	558.52
Other Expenses	21	827.02	84.85
Total Expenses		1,466.48	1,020.82
(Loss) before tax		(648.98)	(1,020.82)
Tax Expense:			
Current Tax	22	-	-
Adjustment of tax relating to earlier periods		-	-
Deferred Tax		-	-
		-	-
(Loss) for the year	Total A	(648.98)	(1,020.82)
Other Comprehensive Income			
Items that will not be reclassified to profit or loss			
Remeasurement of defined benefit plans (net of tax)		-	3.60
Other Comprehensive Income (After Tax)	Total B	-	3.60
Total Comprehensive (Loss) for the year	Total (A+B)	(648.98)	(1,017.22)
Earnings Per Equity Share (EPS)	28		
(Face Value ₹ 10 Per Share)			
Basic and Diluted EPS (₹)		(1,297.95)	(2,041.63)

The notes referred above are an integral part of these financial statements.

In terms of our report attached

For Dharmesh Parikh & Co.

Chartered Accountants

Firm Registration Number : 112054W

For and on behalf of the board of directors of

ADANI RENEWABLE ENERGY PARK LIMITED

Kanti Gothi

Kanti Gothi

Partner

Membership No. 127664

Place : Ahmedabad

Date : 14th May, 2019



Vneet S Jaain

Vneet S Jaain

Director

DIN:- 00053906

Place : Ahmedabad


Date : 14th May, 2019

Jatinkumar Jalundhwala

Jatinkumar Jalundhwala

Director

DIN:- 00137888



A. Equity Share Capital

Particulars	No. of Shares	(₹ in Lakhs)
Balance as at 1st April, 2017	50,000	5.00
Changes in equity share capital during the year :		
Shares issued during the year	-	-
Balance as at 31st March, 2018	50,000	5.00
Changes in equity share capital during the year :		
Shares issued during the year	-	-
Balance as at 31st March, 2019	50,000	5.00

B. Other Equity

For the year ended 31st March, 2018

(₹ in Lakhs)

Particulars	Reserves and Surplus	
	Retained Earnings	Total
Balance as at 1st April, 2017	(1,389.08)	(1,389.08)
(Loss) for the year	(1,020.82)	(1,020.82)
Other Comprehensive Income	3.60	3.60
Total Comprehensive (Loss) for the year	(1,017.22)	(1,017.22)
Balance as at 31st March, 2018	(2,406.30)	(2,406.30)

For the year ended 31st March, 2019

(₹ in Lakhs)

Particulars	Reserves and Surplus	
	Retained Earnings	Total
Balance as at 1st April, 2018	(2,406.30)	(2,406.30)
(Loss) for the year	(648.98)	(648.98)
Other Comprehensive Income	-	-
Total Comprehensive (Loss) for the year	(648.98)	(648.98)
Balance as at 31st March, 2019	(3,055.28)	(3,055.28)

In terms of our report attached

For Dharmesh Parikh & Co.

Chartered Accountants

Firm Registration Number : 112054W

For and on behalf of the board of directors of
ADANI RENEWABLE ENERGY PARK LIMITED

Kanti Gothi

Kanti Gothi
Partner
Membership No. 127664

Place : Ahmedabad
Date : 14th May, 2019




Vneet S Jaain

Vneet S Jaain
Director
DIN:- 00053906

Place : Ahmedabad
Date : 14th May, 2019

Jatinkumar Jalundhwala

Jatinkumar Jalundhwala
Director
DIN:- 00137888



ADANI RENEWABLE ENERGY PARK LIMITED
Statement of Cash Flow for the year ended 31st March, 2019

adani
Renewables

Particulars	For the year ended 31st March, 2019 (₹ in Lakhs)	For the year ended 31st March, 2018 (₹ in Lakhs)
(A) Cash flow from operating activities		
(Loss) before tax	(648.98)	(1,020.82)
Adjustment for:		
Foreign Exchange Fluctuation Loss (Unrealised)	0.02	0.08
Finance Costs	639.29	558.52
	(9.67)	(462.22)
Working Capital Adjustments		
(Increase) / Decrease in Operating Assets		
Other Financial Assets	(1.75)	-
Trade Receivables	(964.65)	
Other Current Assets	5.46	6.81
Increase / (Decrease) in Operating Liabilities		
Trade Payables	931.68	4.22
Other Financial Liabilities	-	0.13
Provisions	(60.41)	1.23
Other Current Liabilities	70.26	(2.61)
	(19.41)	9.78
Cash used in operations	(29.08)	(452.44)
Less : Income Tax Paid (Net of Refunds)	-	-
Net cash (used in) operating activities	(A) (29.08)	(452.44)
(B) Cash flow from investing activities		
Net cash (used in) investing activities	(B) -	-
(C) Cash flow from financing activities		
Proceeds from Current borrowings (net)	652.06	1,008.06
Finance Costs Paid	(639.29)	(558.52)
	12.77	449.54
Net cash generated from financing activities	(C) 12.77	449.54
Net (decrease) in cash and cash equivalents	(A)+(B)+(C) (16.31)	(2.90)
Cash and cash equivalents at the beginning of the year	17.41	20.31
Cash and cash equivalents at the end of the year	1.10	17.41
Notes to Cash flow Statement :		
1 Reconciliation of Cash and cash equivalents with the Balance Sheet:		
Cash and cash equivalents as per Balance Sheet (refer note 7)	1.10	17.41
	1.10	17.41



ADANI RENEWABLE ENERGY PARK LIMITED

Statement of Cash Flow for the year ended 31st March, 2019

adani
Renewables

- 2 As per the amendment in "Ind AS 7 Statement of Cash flows : Disclosure of changes in liabilities arising from financing activities, including both changes arising from cash flows and non-cash changes are included below. This amendment has become effective from 1st April, 2017 and the required disclosure is made below. There is no other impact on the financial statements due to this amendment.

Particulars	As at 1st April, 2018	Cash Flows	Changes in fair values (Including Exchange Rate Difference)	As at 31st March, 2019
Current borrowings (refer note 13)	6,346.51	652.06	-	6,998.57

Particulars	As at 1st April, 2017	Cash Flows	Changes in fair values (Including Exchange Rate Difference)	As at 31st March, 2018
Current borrowings (refer note 13)	5,338.45	1,008.06	-	6,346.51

- 3 The Cash Flow statement has been prepared under the 'Indirect Method' set out in Ind AS 7 'Cash Flow Statement'.

The notes referred above are an integral part of these financial statements.

In terms of our report attached

For Dharmesh Parikh & Co.

Chartered Accountants

Firm Registration Number : 112054W

For and on behalf of the board of directors of

ADANI RENEWABLE ENERGY PARK LIMITED

Kanti Gothi

Kanti Gothi

Partner

Membership No. 127664

Place : Ahmedabad

Date : 14th May, 2019



Vneet S Jaain

Vneet S Jaain

Director

DIN:- 00053906

Place : Ahmedabad

Date : 14th May, 2019

Jatinkumar Jalundhwale

Jatinkumar Jalundhwale

Director

DIN:- 00137888



1 Corporate information

Adani Renewable Energy Park limited, "The Company" is a limited company domiciled in India and incorporated on 18th March, 2015. Adani group having its presence in thermal power generation, ports, mining and agri business, has also forayed into development of solar parks, solar power generation and wind power generation projects. The company has been incorporated with a view to develop wind/solar power parks. The Company gets synergetic benefit of the integrated value chain of Adani group.

2 Significant accounting policies**2.1 Statement of compliance**

The financial statements have been prepared in accordance with Ind AS notified under the Companies (Indian Accounting Standards) Rules, 2015.

2.2 Basis of Preparation and Presentation

The Financial Statements of the Company have been prepared in accordance with Indian Accounting Standards (Ind AS) notified under section 133 of the Companies Act, 2013, read with the Companies (Indian Accounting Standards) Rules, 2015 amended from time to time and other accounting principles generally accepted in India.

The Financial Statements have been prepared on a going concern basis under the historical cost convention except for investments in mutual funds and certain financial assets and liabilities that are measured at fair values whereas net defined benefit (asset)/ liability are valued at fair value of plan assets less defined benefit obligation at the end of each reporting period, as explained in the accounting policies below.

2.3 Summary of significant accounting policies**a Financial Instruments**

Trade receivables and debt securities issued are initially recognised when they originated. All other financial assets and financial liabilities are recognised when the Company becomes a party to the contractual provisions of the instruments.

A financial asset and financial liability is initially measured at fair value. Transaction costs that are directly attributable to the acquisition or issue of financial assets and financial liabilities (other than financial assets and financial liabilities at fair value through profit and loss) are added to or deducted from the fair value of the financial assets or financial liabilities, as appropriate, on initial recognition. Transaction costs directly attributable to the acquisition of financial assets or financial liabilities at fair value through profit and loss are recognised immediately in statement of profit and loss.

b Financial assets**Initial recognition and measurement**

All financial assets, except investment in subsidiaries and associates are recognised initially at fair value.

Subsequent measurement

For purposes of subsequent measurement, financial assets are classified based on assessment of business model in which it is held. This assessment is done for portfolio of the financial assets. The relevant categories are as below:

i) At amortised cost

Loans and receivables are non-derivative financial assets with fixed or determinable payments that are not quoted in an active market and which are not classified as financial assets at fair value through profit or loss or financial assets available-for-sale. Subsequently, these are measured at amortised cost using the effective interest method less any impairment losses. These include trade receivables, finance receivables, balances with banks, short-term deposits with banks, other financial assets and investments with fixed or determinable payments. These assets are held for the purpose of collecting contractual cash flows which represent solely payment of principal and interest.

ii) At fair value through Other comprehensive income (FVOCI)

A financial asset is measured at FVOCI if it meets both of the following conditions and is not designated as at FVTPL:

- the asset is held within a business model whose objective is achieved by both collecting contractual cash flows and selling financial assets; and
- the contractual terms of the financial asset give rise on specified dates to cash flows that are solely payments of principal and interest on the principal amount outstanding.

ii) At fair value through profit or loss (FVTPL)


Financial assets which are not measured at amortised cost are measured at FVTPL.

Fair value changes related to such financial assets including derivative contracts are recognised in the statement of profit and loss.

Business Model Assessment

The Company makes an assessment of the objectives of the business model in which a financial asset is held because it best reflects the way business is managed and information is provided to management.

The assessment of business model comprises the stated policies and objectives of the financial assets, management strategy for holding the financial assets, the risk that affects the performance etc. Further management also evaluates whether the contractual cash flows are solely payment of principal and interest considering the contractual terms of the instrument.



Derecognition

The Company derecognises a financial asset when the contractual rights to the cash flows from the financial asset expire, or it transfers the rights to receive the contractual cash flows in a transaction in which substantially all of the risks and rewards of ownership of the financial asset are transferred or in which the Company neither transfers nor retains substantially all of the risks and rewards of ownership and does not retain control of the financial asset.

On derecognition of a financial asset in its entirety, the difference between the asset's carrying amount and the sum of the consideration received and receivable and the cumulative gain or loss that had been recognised in other comprehensive income and accumulated in equity is recognised in profit or loss if such gain or loss would have otherwise been recognised in profit or loss on disposal of that financial asset.

Foreign exchange gains and losses

The fair value of financial assets denominated in a foreign currency is determined in that foreign currency and translated at the spot rate at the end of each reporting period.

For foreign currency denominated financial assets measured at amortised cost and FVTPL, the exchange differences are recognised in profit or loss.

Impairment of Financial assets

The Company applies the expected credit loss model for recognising impairment loss on financial assets measured at amortised cost, trade receivables and other contractual rights to receive cash or other financial asset.

The Company measures the loss allowance for a financial instrument at an amount equal to the lifetime expected credit losses if the credit risk on that financial instrument has increased significantly since initial recognition. If the credit risk on a financial instrument has not increased significantly since initial recognition, the Company measures the loss allowance for that financial instrument at an amount equal to 12-month expected credit losses. 12-month expected credit losses are portion of the life time expected credit losses and represent the lifetime cash shortfalls that will result if default occurs within the 12 months after the reporting date and thus, are not cash shortfalls that will result if default occurs within the 12 months after the reporting date and this, are not cash shortfalls that are predicted over the next 12 months.

When making the assessment of whether there has been a significant increase in credit risk since initial recognition, the Company uses the change in the risk of a default occurring over the expected life of the financial instrument instead of the change in the amount of expected credit losses. To make that assessment, the Company compares the risk of a default occurring on the financial instrument as at the reporting date with the risk of a default occurring on the financial instrument as at the date of initial recognition and considers reasonable recognition and considers reasonable and supportable information, that is available without undue cost or effort, that is indicative of significant increases in credit risk since initial recognition.

For trade receivables or any contractual right to receive cash or another financial asset that result from transactions that are expedient as permitted under Ind AS 109. Expected credit loss allowance on trade receivables is computed based on a provision matrix which takes into account historical credit loss experience and adjusted for forward looking information. At every reporting date, the historical observed default rates are updated and changes in the forward-looking estimates are analysed.

Loss allowances for financial assets measured at amortised cost are deducted from the gross carrying amount of the assets.

c Financial liabilities and equity instruments**Classification as debt or equity**

Debt and equity instruments issued by the Company are classified as either financial liabilities or as equity in accordance with the substance of the contractual arrangements and the definitions of a financial liability and an equity instrument.

Equity instruments

An equity instrument is any contract that evidences a residual interest in the assets of an entity after deducting all of its liabilities. Equity instruments issued by the Company are recognised at the proceeds received, net of direct issue costs.

Financial liabilities


All financial liabilities are measured at amortised cost using the effective interest method or at FVTPL.

Financial liabilities at amortised cost

Financial liabilities that are not held-for-trading and are not designated as at FVTPL are measured at amortised cost at the end of subsequent accounting periods. The carrying amounts of financial liabilities that are subsequently measured at amortised cost are determined based on the effective interest method. Interest expense that is not capitalised as part of costs of an asset is included in the 'Finance costs' line item.

The effective interest method is a method of calculating the amortised cost of a financial liability and of allocating interest expense over the relevant period. The effective interest rate is the rate that exactly discounts estimated future cash payments (including all fees and points paid or received that form an integral part of the effective interest rate, transaction costs and other premiums or discounts) through the expected life of the financial liability, or (where appropriate) a shorter period, to the net carrying amount on initial recognition.

Trade and other payables are recognised at the transaction cost, which is its fair value, and subsequently measured at amortised cost.



Financial liabilities at FVTPL

A financial liability may be designated as at FVTPL upon initial recognition if:

- such designation eliminates or significantly reduces a measurement or recognition inconsistency that would otherwise arise;
- the financial liability whose performance is evaluated on a fair value basis, in accordance with the Company's documented risk management;

Fair value changes related to such financial liabilities including derivative contracts are recognised in the statement of profit and loss.

Derecognition of financial liabilities

The Company derecognises financial liabilities when, and only when, the Company's obligations are discharged, cancelled or have expired. An exchange between with a lender of debt instruments with substantially different terms is accounted for as an extinguishment of the original financial liability and the recognition of a new financial liability. Similarly, a substantial modification of the terms of an existing financial liability is accounted for as an extinguishment of the original financial liability and the recognition of a new financial liability. The difference between the carrying amount of the financial liability derecognised and the consideration paid and payable is recognised in profit or loss.

d Current and non-current classification

The Company presents assets and liabilities in the balance sheet based on current/ non-current classification. An asset is treated as

- Expected to be realised or intended to be sold or consumed in normal operating cycle or
- Held primarily for the purpose of trading or
- Expected to be realised within twelve months after the reporting period, or
- Cash or cash equivalent unless restricted from being exchanged or used to settle a liability for at least twelve months after the reporting period

All other assets are classified as non-current.

A liability is current when:

- It is expected to be settled in normal operating cycle or
- It is held primarily for the purpose of trading or
- It is due to be settled within twelve months after the reporting period, or
- There is no unconditional right to defer the settlement of the liability for at least twelve months after the reporting period

The Company classifies all other liabilities as non-current.

Deferred tax assets and liabilities are classified as non-current assets and liabilities respectively.

The operating cycle is the time between the acquisition of assets for processing and their realisation in cash and cash equivalents. The Company- has identified twelve months as its operating cycle.

e Borrowing costs

Borrowing costs directly attributable to the acquisition, construction or production of qualifying assets, which are assets that necessarily take a substantial period of time to get ready for their intended use or sale, are added to the cost of those assets, until such time as the assets are substantially ready for their intended use or sale. Interest income earned on the temporary investment of specific borrowings pending their expenditure on qualifying assets is deducted from the borrowing costs eligible for capitalisation.

All other borrowing costs are recognised in profit or loss in the period in which they are incurred.

f Employee benefits**i) Defined benefit plans:**

The Company operates a defined benefit gratuity plan in India, which requires contributions to be made to a separately administered fund. The cost of providing benefits under the defined benefit plan is determined using the projected unit credit method.

Re-measurements, comprising of actuarial gains and losses, the effect of the asset ceiling, excluding amounts included in net interest on the net defined benefit liability and the return on plan assets (excluding amounts included in net interest on the net defined benefit liability), are recognised immediately in the balance sheet with a corresponding debit or credit to retained earnings through OCI in the period in which they occur. Re-measurements are not reclassified to profit and loss in subsequent periods.

Net interest is calculated by applying the discount rate to the net defined benefit liability or asset. The Company recognises the following changes in the net defined benefit obligation as an expense in the statement of profit and loss:

- Service costs comprising current service costs, past-service costs, gains and losses on curtailments and non-routine settlements; and
- Net interest expense or income

ii) Defined contribution plan:


Retirement Benefits in the form of Provident Fund and Family Pension Fund which are defined contribution schemes are charged to the Project Development Expenditure Account till the commencement of commercial production otherwise the same is charged to the Statement of Profit and Loss for the period in which the contributions to the respective funds accrue.

iii) Compensated Absences:

Provision for Compensated Absences and its classifications between current and non-current liabilities are based on independent actuarial valuation. The actuarial valuation is done as per the projected unit credit method.

iv) Short term employee benefits:

Short-term employee benefit obligations are recognised at an undiscounted amount in the Statement of Profit and Loss for the year in which the related services are received.



g Taxation

Tax on Income comprises current and deferred tax. It is recognised in statement of profit and loss except to the extent that it relates to a business combination, or items recognised directly in equity or in other comprehensive income.

Current tax

Current tax comprises the expected tax payable or receivable on the taxable income or loss for the year and any adjustment to the tax payable or receivable in respect of previous years. The amount of current tax reflects the best estimate of the tax amount expected to be paid or received after considering the uncertainty, if any, related to income taxes. It is measured using tax rates (and tax laws) enacted or substantively enacted by the reporting date.

Current tax assets and current tax liabilities are offset only if there is a legally enforceable right to set off the recognised amounts, and it is intended to realise the asset and settle the liability on a net basis or simultaneously.

Deferred tax

Deferred tax is recognized for the future tax consequences of deductible temporary differences between the carrying values of assets and liabilities and their respective tax bases at the reporting date, using the tax rates and laws that are enacted or substantively enacted as on reporting date. The measurement of deferred tax reflects the tax consequences that would follow from the manner in which the Company expects, at the reporting date, to recover or settle the carrying amount of its assets and liabilities. Deferred tax is also recognised in respect of carried forward tax losses and tax credits subject to the assessment of reasonable certainty of recovery.

Deferred tax relating to items recognized outside the statement of profit and loss is recognized outside with the underlying items i.e. either in the statement of other comprehensive income or directly in Net Parent Investment as relevant.

h Earnings per share

Basic earnings per share is computed by dividing the profit / (loss) after tax by the weighted average number of equity shares outstanding during the year. Diluted earnings per share is computed by dividing the profit / (loss) after tax as adjusted for the effects of dividend, interest and other charges relating to the dilutive potential equity shares by weighted average number of shares plus dilutive potential equity shares.

i Provisions, contingent liabilities and contingent assets

Provisions are recognised when the Company has a present obligation (legal or constructive) as a result of a past event, it is probable that an outflow of resources embodying economic benefits will be required to settle the obligation and a reliable estimate can be made of the amount of the obligation. The amount recognised as a provision is the best estimate of the consideration required to settle the present obligation at the end of the reporting period, taking into account the risks and uncertainties surrounding the obligation. Provisions are determined by discounting the expected future cash flows (representing the best estimate of the expenditure required to settle the present obligation at the balance sheet date) at a pre-tax rate that reflects current market assessments of the time value of money and the risks specific to the liability. When the Company expects some or all of a provision to be reimbursed, for example, under an insurance contract, the reimbursement is recognised as a separate asset, but only when the reimbursement is virtually certain. The expense relating to a provision is presented in the statement of profit and loss net of any reimbursement.

Contingent liabilities are not recognised but are disclosed in the notes. Contingent assets are not recognised but are disclosed in the notes where an inflow of economic benefits is probable.

j Cash and Cash Equivalents

Cash and cash equivalents in the balance sheet comprise cash at banks and on hand and short-term deposits with an original maturity of three months or less, which are subject to an insignificant risk of changes in value.



Cash and cash equivalents for the purpose of Statement of Cash Flow comprise cash and cheques in hand, bank balances, demand deposits with banks where the original maturity is three months or less.

k Impairment of non-financial assets

At the end of each reporting period, the Company reviews the carrying amounts of non-financial assets, other than inventories and deferred tax assets to determine whether there is any indication that those assets have suffered an impairment loss. If any such indication exists, the recoverable amount of the asset is estimated in order to determine the extent of the impairment loss (if any). When it is not possible to estimate the recoverable amount of an individual asset, the Company estimates the recoverable amount of the cash-generating unit to which the asset belongs. Each CGU represents the smallest group of assets that generates cash inflows that are largely independent of the cash inflows of other assets or CGUs. When a reasonable and consistent basis of allocation can be identified, corporate assets are also allocated to individual cash-generating units, or otherwise they are allocated to the smallest group of cash-generating units for which a reasonable and consistent allocation basis can be identified.

Recoverable amount is the higher of fair value less costs of disposal and value in use. In assessing value in use, the estimated future cash flows are discounted to their present value using a pre-tax discount rate that reflects current market assessments of the time value of money and the risks specific to the asset or CGU for which the estimates of future cash flows have not been adjusted.

If the recoverable amount of an asset (or cash-generating unit) is estimated to be less than its carrying amount, the carrying amount of the asset (or CGU) is reduced to its recoverable amount. An impairment loss is recognised immediately in statement of profit and loss. Impairment loss recognised in respect of a CGU is allocated to reduce the carrying amounts of the other assets of the CGU (or group of CGUs) on a pro rata basis.



3 Use of estimates and judgements

The preparation of the Company's financial statements requires management to make judgements, estimates and assumptions that affect the reported amounts of revenues, expenses, assets and liabilities, and the accompanying disclosures including contingent liabilities. Uncertainty about these assumptions and estimates could result in outcomes that require a material adjustment to the carrying amount of assets or liabilities affected in future periods.

Key Sources of Estimation uncertainty:

The key assumptions concerning the future and other key sources of estimation uncertainty at the reporting date, that have a significant risk of causing a material adjustment to the carrying amounts of assets and liabilities within the next financial year, are described below. Existing circumstances and assumptions about future developments may change due to market changes or circumstances arising that are beyond the control of the Company. Such changes are reflected in the assumptions when they occur.

i) Fair value measurement of financial instruments


In estimating the fair value of financial assets and financial liabilities, the Company uses market observable data to the extent available. Where such Level 1 inputs are not available, the Company establishes appropriate valuation techniques and inputs to the model. The inputs to these models are taken from observable markets where possible, but where this is not feasible, a degree of judgment is required in establishing fair values. Judgments include considerations of inputs such as liquidity risk, credit risk and volatility. Changes in assumptions about these factors could affect the reported fair value of financial instruments.

ii) Defined benefit plans (gratuity benefits)


The cost of the defined benefit gratuity plan and the present value of the gratuity obligation are determined using actuarial valuations. An actuarial valuation involves making various assumptions that may differ from actual developments in the future. These include the determination of the discount rate, future salary increases and mortality rates. Due to the complexities involved in the valuation and its long-term nature, a defined benefit obligation is highly sensitive to changes in these assumptions. All assumptions are reviewed at each reporting date.

iii) Taxes

Significant management judgement is required to determine the amount of deferred tax assets that can be recognised, based upon the likely timing and the level of future taxable profits together with future tax planning strategies and future recoverability of deferred tax assets.



	As at 31st March, 2019 (₹ in Lakhs)	As at 31st March, 2018 (₹ in Lakhs)
4 Non-Current Investments		
Investments measured at Cost		
Investment in unquoted Equity Shares of Subsidiary (fully paid)		
Adani Renewable Energy Park (Gujarat) Limited 50,000 Equity Shares (50,000 Equity Shares as at 31st March, 2018) (Face value of ₹ 10)	5.00	5.00
Investment in unquoted Equity Shares of Joint Venture Company (fully paid)		
Adani Renewable Energy Park Rajasthan Limited 4,02,82,892 Equity Shares (4,02,82,892 Equity Shares as at 31st March, 2018)	4,028.29	4,028.29
Total	4,033.29	4,033.29
Aggregate amount of unquoted investments	4,033.29	4,033.29
Note:		
i) Of the above shares Nil shares (as at 31st March, 2018 4,02,82,888 shares) have been pledged by the Company as additional security for secured loan availed by Adani Renewable Energy Park Rajasthan Limited.		
5 Other Non-Current Financial Assets		
(Unsecured, considered good)		
Balances with government authorities	0.45	0.45
Other Recievables	1.75	-
Total	2.20	0.45
6 Trade Receivables		
Unsecured, considered good	964.65	-
Total	964.65	-
Note:		
(i) For Related party balances, refer note 30.		
7 Cash and Cash equivalents		
Balances with banks		
In current accounts	1.10	17.41
Total	1.10	17.41
8 Other Current Financial Assets		
(Unsecured, considered good)		
Security deposit	0.15	0.15
Total	0.15	0.15
9 Other Current Assets		
(Unsecured, Considered Good)		
Advance for supply of goods and services	0.35	5.58
Balances with Government authorities	0.07	-
Advance to Employees	-	0.30
Total	0.42	5.88



Notes to financial statements as at and for the year ended on 31st March, 2019

10 Equity Share Capital

	As at 31st March, 2019 (₹ in Lakhs)	As at 31st March, 2018 (₹ in Lakhs)
Authorised Share Capital		
50,000 (As at 31st March, 2018 - 50,000) Equity Shares of ₹ 10/- each	5.00	5.00
Total	5.00	5.00
Issued, Subscribed and fully paid-up Equity Shares		
50,000 (As at 31st March, 2018 - 50,000) Equity Shares of ₹ 10/- each	5.00	5.00
Total	5.00	5.00

a. Reconciliation of the shares outstanding at the beginning and at the end of the reporting year**Equity Shares**

	As at 31st March, 2019		As at 31st March, 2018	
	No. of Shares	(₹ in Lakhs)	No. of Shares	(₹ in Lakhs)
At the beginning of the year	50,000	5.00	50,000	5.00
Issued during the year	-	-	-	-
Outstanding at the end of the year	50,000	5.00	50,000	5.00

b. Terms/rights attached to Equity Shares

The Company has only one class of Equity Shares having par value of ₹ 10 per share. Each holder of Equity Shares is entitled to one vote per share. In the event of liquidation of the Company the holders of the Equity Shares will be entitled to receive remaining assets of the Company, after distribution of all preferential amounts. The distribution will be in proportion to the number of Equity Shares held by the share holders.


c. Shares held by parent entity

Out of Equity Shares issued by the Company, shares held by its holding company are as under:

	As at 31st March, 2019 (₹ in Lakhs)	As at 31st March, 2018 (₹ in Lakhs)
Adani Green Energy Limited		
50,000 (As at 31st March, 2018 - Nil) Equity Shares of ₹ 10/- each (along with its nominees)	5.00	-
Adani Tradecom LLP		
Nil (As at 31st March, 2018 - 25,500) Equity Shares of ₹ 10/- each (along with its nominees)	-	2.55

d. Details of shareholders holding more than 5% shares in the Company

	As at 31st March, 2019		As at 31st March, 2018	
	No. of Shares	% holding in the class	No. of Shares	% holding in the class
Equity Shares of ₹ 10 each fully paid				
Adani Green Energy Limited, Parent Company (along with its nominees)	50,000	100%	-	-
Adani Tradecom LLP (along with its nominees)	-	-	25,500	51%
Adani Trading Service LLP (along with its nominees)	-	-	24,500	49%
Total	50,000	100%	50,000	100%



Notes to financial statements as at and for the year ended on 31st March, 2019

11 Other Equity

	As at 31st March, 2019 (₹ in Lakhs)	As at 31st March, 2018 (₹ in Lakhs)
Retained earnings:		
Opening Balance	(2,406.30)	(1,389.08)
(Loss) for the year	(648.98)	(1,017.22)
Closing Balance	(3,055.28)	(2,406.30)

Note:

Retained earnings represents the amount that can be distributed by the Company as dividends considering the requirements of the Companies' Act, 2013.

12 Non-Current Provisions

	As at 31st March, 2019 (₹ in Lakhs)	As at 31st March, 2018 (₹ in Lakhs)
Provision for Employee Benefits	-	46.08
Total	-	46.08

13 Current Borrowings

	As at 31st March, 2019 (₹ in Lakhs)	As at 31st March, 2018 (₹ in Lakhs)
Unsecured Borrowings		
From Related Parties (Refer note 30b and (i) below)	6,998.57	6,346.51
Total	6,998.57	6,346.51

(i) Loans from related parties are repayable on mutually agreed terms within a period of one year from the date of balance sheet and carry an interest rate ranging from 10.00% p.a. to 10.50% p.a.

14 Trade Payables

	As at 31st March, 2019 (₹ in Lakhs)	As at 31st March, 2018 (₹ in Lakhs)
Trade Payables		
i. Total outstanding dues of micro enterprises and small enterprises	-	-
ii. Total outstanding dues of creditors other than micro enterprises and small enterprises	959.26	27.55
Total	959.26	27.55

15 Other Current Financial Liabilities



	As at 31st March, 2019 (₹ in Lakhs)	As at 31st March, 2018 (₹ in Lakhs)
Capital Creditors*	0.12	0.13
Total	0.12	0.13

Note :

*Capital creditors represents the amounts payable for purchase of Property, Plant and Equipment and Capital-Work-In-Progress.

16 Current Provisions

	As at 31st March, 2019 (₹ in Lakhs)	As at 31st March, 2018 (₹ in Lakhs)
Provision for Employee Benefits	-	14.33
Total	-	14.33




17 Other Current Liabilities		As at 31st March, 2019 (₹ in Lakhs)	As at 31st March, 2018 (₹ in Lakhs)
Statutory liabilities		94.14	23.88
Total		94.14	23.88
18 Other Income		For the year ended 31st March, 2019 (₹ in Lakhs)	For the year ended 31st March, 2018 (₹ in Lakhs)
Service Income		817.50	-
Total		817.50	-
19 Employee Benefits Expenses		For the year ended 31st March, 2019 (₹ in Lakhs)	For the year ended 31st March, 2018 (₹ in Lakhs)
Salaries, Wages and Bonus		-	347.86
Contribution to Provident and Other Funds (refer note 29)		0.02	28.35
Staff Welfare Expenses		0.15	1.24
Total		0.17	377.45
20 Finance costs		For the year ended 31st March, 2019 (₹ in Lakhs)	For the year ended 31st March, 2018 (₹ in Lakhs)
Interest Expenses on financial liabilities measured at amortised cost :			
Interest on Loans		639.29	558.52
Total		639.29	558.52
21 Other Expenses		For the year ended 31st March, 2019 (₹ in Lakhs)	For the year ended 31st March, 2018 (₹ in Lakhs)
Legal and Professional Expenses		817.92	2.69
Payment to Auditors			
Statutory Audit Fees		0.24	0.23
Others		-	0.15
Communication Expenses		-	0.33
Travelling and Conveyance Expenses		7.87	81.15
Office Expenses		0.01	0.19
Foreign Exchange Fluctuation Loss		0.02	0.08
Miscellaneous Expenses		0.96	0.03
Total		827.02	84.85

22 Income Tax

The major components of income tax expense for the years ended 31st March, 2019 and 31st March, 2018 are:

	For the year ended 31st March, 2019 (₹ in Lakhs)	For the year ended 31st March, 2018 (₹ in Lakhs)
(Loss) before tax as per Statement of Profit and Loss	(648.98)	(1,020.82)
Income tax using the company's domestic tax rate @ 26.00% (as at 31st March, 2018 @ 25.75%)	(168.73)	(262.86)
Tax Effect of :		
i) Income and Expenses not allowed under Income Tax	168.73	262.86
Income tax recognised in profit and loss account at effective rate	-	-



23 Contingent Liabilities and Commitments (to the extent not provided for) :**(i) Contingent Liabilities :**

Based on the information available with the company, there is no contingent liability as at the year ended 31st March, 2019 (As at 31st March, 2018 Nil).

(ii) Commitments :

Based on the information available with the company, there is no capital commitment as at the year ended 31st March, 2019 (As at 31st March, 2018 Nil).

24 Financial Risk Management Objective and Policies:

The Company's principal financial liabilities comprise borrowing, trade and other payables. The main purpose of these financial liabilities is to finance the Company's operations/projects. The Company's principal financial assets include trade receivables, cash and cash equivalents and bank deposits. In the ordinary course of business, the Company is mainly exposed to risks resulting from credit risk and liquidity risk.

Market risk

Market risk is the risk that the fair value of future cash flows of a financial instrument will fluctuate because of changes in market prices. Market risk comprises three types of risk: interest rate risk, currency risk and commodity risk.

i) Interest risk

Interest rate risk is the risk that the fair value or future cash flows of a financial instrument will fluctuate because of changes in market interest rates. The Company's exposure to the risk of changes in market interest rates relates primarily to the Company's long-term debt obligations with floating interest rates.

The Company has no long term borrowing outstanding as at 31st March, 2019 and hence, there is no impact on the Company's profit for the period.

ii) Foreign Currency risk

Foreign Currency risk is the risk that the future cash flows of a financial instrument will fluctuate because of changes in foreign exchange rates. The Company is exposed to the effects of fluctuation in the prevailing foreign currency exchange rates on its financial position and cash flows. Exposure arises primarily due to exchange rate fluctuations between the functional currency and other currencies from the Company's operating and financing activities. The Company's total operations are in INR and hence, there is no impact on the Company's profit for the period.

iii) Price risk

The Company's exposure to price risk in the investment in mutual funds and classified in the balance sheet as fair value through profit or loss. Management monitors the prices closely to mitigate its impact on profit and cash flows. Since there is no investments, the exposure to price changes is Nil.

Credit risk**Trade Receivable:**

Total receivables of the Company are from related parties, therefore the Company does not foresee any credit risk.

Liquidity risk

Liquidity risk is the risk that the Company will encounter difficulty in meeting the obligations associated with its financial liabilities that are settled by delivering cash or another financial asset. The Company monitors its risk of shortage of funds using cash flow forecasting models. These models consider the maturity of its financial investments, committed funding and projected cash flows from operations. The Company's objective is to provide financial resources to meet its business objectives in a timely, cost effective and reliable manner and to manage its capital structure. A balance between continuity of funding and flexibility is maintained through continued support from lenders, trade creditors as well as through issue of equity shares.

Maturity profile of financial liabilities :

The table below provides details regarding the remaining contractual maturities of financial liabilities at the reporting date based on contractual undiscounted payments.

	(₹ In Lakhs)			
	Less than 1 year	1 to 5 year	More than 5 Years	Total
As at 31st March, 2019				
Borrowings	6,998.57	-	-	6,998.57
Trade Payables	959.26	-	-	959.26
Other Financial Liabilities	0.12	-	-	0.12
As at 31st March, 2018				
Borrowings	6,346.51	-	-	6,346.51
Trade Payables	27.55	-	-	27.55
Other Financial Liabilities	0.13	-	-	0.13


25 Capital Management

The Company's objectives when managing capital is to safeguard continuity, maintain a strong credit rating and healthy capital ratios in order to support its business and provide adequate return to shareholders through continuing growth. The Company's overall strategy remains unchanged from previous year.

The Company sets the amount of capital required on the basis of annual business and long-term operating plans which include capital and other strategic investments.

The funding requirements are met through a mixture of equity, internal fund generation, short term and long term borrowings. The Company's policy is to use short-term and long-term borrowings to meet anticipated funding requirements. The Company monitors capital on the basis of the net debt to equity ratio.

Particulars	Note	For the year ended 31st March, 2019	For the year ended 31st March, 2018
Net debt (total debt less cash and cash equivalents) (A)	7 and 13	6,997.47	6,329.10
Total capital (B)	10 and 11	(3,050.28)	(2,401.30)
Total capital and net debt C=(A+B)		3,947.19	3,927.80
Gearing ratio (A/C)		177.28%	161.14%



26 Fair Value Measurement :

a) The carrying value of financial instruments by categories as of 31st March, 2019 is as follows :

(₹ in Lakhs)

Particulars	Fair Value through profit or loss	Amortised cost	Total
Financial Assets			
Cash and cash equivalents	-	1.10	1.10
Investments	-	4,033.29	4,033.29
Trade Receivables	-	964.65	964.65
Other Financial assets	-	0.15	0.15
Total	-	4,999.19	4,999.19
Financial Liabilities			
Borrowings	-	6,998.57	6,998.57
Trade Payables	-	959.26	959.26
Other Financial Liabilities	-	0.12	0.12
Total	-	7,957.95	7,957.95

b) The carrying value of financial instruments by categories as of 31st March, 2018 is as follows :

(₹ in Lakhs)

Particulars	Fair Value through profit or loss	Amortised cost	Total
Financial Assets			
Cash and cash equivalents	-	17.41	17.41
Investments	-	4,033.29	4,033.29
Other Financial assets	-	0.15	0.15
Total	-	4,050.85	4,050.85
Financial Liabilities			
Borrowings	-	6,346.51	6,346.51
Trade Payables	-	27.55	27.55
Other Financial Liabilities	-	0.13	0.13
Total	-	6,374.19	6,374.19



27 Fair Value hierarchy :

(₹ in Lakhs)

Particulars	As at 31st March, 2019	
Assets	Level 2	Total
Investments	4,033.29	4,033.29
Derivative Assets	-	-
Total	4,033.29	4,033.29
Liabilities		
Derivative Liabilities	-	-
Total	-	-
Particulars	As at 31st March, 2018	
Assets	Level 2	Total
Investments	4,033.29	4,033.29
Derivative Assets	-	-
Total	4,033.29	4,033.29
Liabilities		
Derivative Liabilities	-	-
Total	-	-

28 Pursuant to the Indian Accounting Standard (Ind AS- 33) – Earnings per Share, the disclosure is as under:

	UOM	For the year ended 31st March, 2019	For the year ended 31st March, 2018
Basic and Diluted EPS			
(Loss) attributable to equity shareholders	(₹ in Lakhs)	(648.98)	(1,020.82)
Weighted average number of equity shares outstanding during the year	No	50,000	50,000
Nominal Value of Equity Share	₹	10	10
Basic and Diluted EPS	₹	(1,297.95)	(2,041.63)



Notes to financial statements as at and for the year ended on 31st March, 2019

29 As per Indian Accounting standard 19 "Employee Benefits", the disclosure as defined in the accounting standard are given below.
The status of gratuity plan as required under Ind AS-19 :


Particulars	As at 31st March, 2019 (₹ in Lakhs)	As at 31st March, 2018 (₹ in Lakhs)
i. Reconciliation of Opening and Closing Balances of Defined Benefit Obligation		
Liability at the beginning of the Year	18.27	20.67
Current Service Cost	-	6.43
Interest Cost	-	1.57
Acquisition adjustment	(18.27)	(6.62)
Benefit paid	-	-
Re-measurement (or Actuarial) (gain) / loss arising from:		
change in demographic assumptions	-	(0.79)
change in financial assumptions	-	(0.23)
experience variance (i.e. Actual experience vs assumptions)	-	(2.76)
Present Value of Defined Benefits Obligation at the end of the Year	-	18.27
ii. Reconciliation of Opening and Closing Balances of the Fair value of Plan Assets		
Fair Value of Plan assets at the beginning of the Year	1.76	1.81
Return on plan assets excluding recognised in net interest expense	-	(0.19)
Employer's Contributions	-	-
Investment Income	(1.76)	0.14
Actuarial gain/(loss) on plan assets	-	-
Fair Value of Plan assets at the end of the Year	-	1.76
iii. Reconciliation of the Present value of defined benefit obligation and Fair value of plan assets		
Present Value of Defined Benefit Obligations at the end of the Year	-	18.27
Fair Value of Plan assets at the end of the Year	-	1.76
Net Asset / (Liability) recognized in balance sheet as at the end of the year	-	(16.52)
iv. Composition of Plan Assets		
100% of Plan Assets are administered by LIC		
v. Gratuity Cost for the Year / period		
Current service cost	-	6.43
Interest cost	-	1.57
Expected return on plan assets	1.76	(0.14)
Past service cost-vested benefit recognised during the year	-	-
Net Gratuity cost	1.76	7.86
vi. Other Comprehensive Income		
Change in demographic assumptions	-	(0.79)
change in financial assumptions	-	(0.23)
experience variance (i.e. Actual experience vs assumptions)	-	(2.77)
others	-	-
Return on plan assets, excluding amount recognised in net interest expense	-	0.19
Re-measurement (gain)/loss arising because of change in effect of asset ceiling	-	-
Components of defined benefit costs	-	(3.60)
vii. Actuarial Assumptions		
Discount Rate (per annum)	NA	7.80%
Expected Annual Increase in Salary Cost	NA	8.00%
viii. Sensitivity Analysis		

Significant actuarial assumptions for the determination of the defined benefit obligation are discount rate, expected salary increase and mortality. The sensitivity analysis below have been determined based on reasonably possible changes of the assumptions occurring at the end of the reporting period, while holding all other assumptions constant. The results of sensitivity analysis is given below:

Particulars	As at 31st March, 2019 (₹ in Lakhs)		As at 31st March, 2018 (₹ in Lakhs)	
Defined Benefit Obligation (Base)			-	18.27
	As at 31st March, 2019 (₹ in Lakhs)		As at 31st March, 2018 (₹ in Lakhs)	
	Decrease	Increase	Decrease	Increase
Particulars				
Discount Rate (- / + 1%)	NA	NA	19.38	17.22
(% change compared to base due to sensitivity)	NA	NA	6.1%	-5.7%
Salary Growth Rate (- / + 1%)	NA	NA	17.21	19.37
(% change compared to base due to sensitivity)	NA	NA	-5.7%	6.1%
Attrition Rate (- / + 50%)	NA	NA	20.71	16.00
(% change compared to base due to sensitivity)	NA	NA	13.4%	-12.4%
Mortality Rate (- / + 10%)	NA	NA	18.26	18.26
(% change compared to base due to sensitivity)	NA	NA	0.0%	0.0%

ix. Asset Liability Matching Strategies

The Company has purchased insurance policy, which is basically a year-on-year cash accumulation plan in which the interest rate is declared on yearly basis and is guaranteed for a period of one year. The insurance Company, as part of the policy rules, makes payment of all gratuity outgoes happening during the year (subject to sufficiency off funds under the policy). The policy, thus, mitigates the liquidity risk. However, being a cash accumulation plan, the duration of assets is shorter compared to the duration of liabilities. Thus, the Company is exposed to movement in interest rate (in particular, the significant fall in interest rates, which should result in increase in liability without corresponding increase in the asset).



x. Effect of Plan on Entity's Future Cash Flows**a) Funding arrangements and Funding Policy**

The Company has purchased an insurance policy to provide for payment of gratuity to the employees. Every year, the insurance company carries out a funding valuation based on the latest employee data provided by the Company. Any deficit in the assets arising as a result of such valuation is funded by the Company.

b) Expected Contribution during the next annual reporting period

The Company's best estimate of Contribution during the next year is Nil . (P.Y ₹ 23.02 lakhs)

c) Maturity Profile of Defined Benefit Obligation

Weighted average duration (based on discounted cash flows) - NA

Expected cash flows over the next (valued on undiscounted basis):

	(₹ In Lakhs)
1 year	-
2 to 5 years	-
6 to 10 years	-
More than 10 years	-

xi. The Company has defined benefit plans for Gratuity to eligible employees, the contributions for which are made to Life Insurance Corporation of India who invests the funds as per Insurance Regulatory Development Authority guidelines.

The discount rate is based on the prevailing market yields of Government of India securities as at the balance sheet date for the estimated term of the obligations.

The actuarial liability for compensated absences as at the year ended 31st March, 2019 is Nil (Previous Year ₹ 43.90 Lakhs).

(b) Defined Contribution Plan

Contribution to Defined Contribution Plans for the year is as under :

**For the year ended
31st March, 2018
(₹ In Lakhs)**

Employer's Contribution to Provident Fund

30 Related party transactions**a. List of related parties and relationship**

The Management has identified the following entities and individuals as related parties of the Company for the year ended 31st March, 2019 for the purpose of reporting as per Ind AS 24 Related Party Disclosure which are as under:-


Ultimate Controlling Entity	:	S. B. Adani Family Trust (SBAFT)
	:	Adani Trading Services LLP
	:	Adani Properties Private Limited
	:	Universal Trade and Investments Limited
Ultimate Parent Company	:	Adani Green Energy Limited (w.e.f 9th August, 2018)
	:	Adani Tradecom LLP (up to 8th August, 2018)
Entities Under Common Control (with whom transactions done)	:	Ramnada Solar Power Limited
	:	Adani Green Energy Limited (up to
	:	Adani Green Energy (MP) Limited
	:	Adani Green Energy (Tamilnadu) Limited
	:	Adani Green Energy (UP) Limited
	:	Parampujya Solar Energy Private Limited
	:	Prayatna Developers Private Limited
	:	Adani Enterprises Limited
	:	Adani Renewable Energy Park Rajasthan Limited
Key Management Personnel	:	Kandarp Patel, Director
	:	Vneet S Jaain, Director
	:	Jatinkumar Jalundhwala, Director

Terms and conditions of transactions with related parties

Outstanding balances of related parties at the year-end are unsecured. There have been no guarantees provided or received for any related party receivables or payables.

Notes:

The names of the related parties and nature of the relationships where control exists are disclosed irrespective of whether or not there have been transactions between the related parties. For others, the names and the nature of relationships is disclosed only when the transactions are entered into by the Company with the related parties during the existence of the related party relationship.



30 b. Transactions with related parties

(₹ in Lakhs)

Sr No.	Nature of Transaction	Related Party	For the year ended 31st March, 2019	For the year ended 31st March, 2018
1	Loan Taken	Adani Enterprises Limited	446.26	4083.46
		Adani Green Energy Limited	242.80	654.60
2	Loan Repaid Back	Adani Green Energy Limited	37.00	3730.00
3	Interest Expense on Loan	Adani Enterprises Limited	495.84	426.07
		Adani Green Energy Limited	143.45	132.45
4	Other Balances Transfer from	Adani Green Energy Limited	0.25	-
		Adani Green Energy (MP) Limited	0.07	-
		Adani Green Energy (Tamilnadu) Limited	-	0.53
		Adani Green Energy (UP) Limited	-	10.96
		Parampujya Solar Energy Private Limited	-	1.37
5	Other Balances Transfer to	Prayatna Developers Private Limited	-	0.25
		Adani Green Energy Limited	75.44	-
		Adani Green Energy (Tamilnadu) Limited	0.02	-
		Adani Green Energy (UP) Limited	0.06	-
		Parampujya Solar Energy Private Limited	0.11	-
6	Receiving of Services	Adani Green Energy Limited	817.50	-
7	Rendering of Services	Adani Renewable Energy Park Rajasthan Limited	817.50	-

30 c. Balances with related parties

(₹ in Lakhs)

Sr No.	Type of Balance	Related Party	As at 31st March, 2019	As at 31st March, 2018
1	Borrowings (Loan)	Adani Enterprises Limited	5404.69	4958.43
		Adani Green Energy Limited	1593.88	1388.08
2	Accounts Payable	Adani Green Energy Limited	958.09	-
		Adani Green Energy (Tamilnadu) Limited	0.02	-
		Adani Green Energy (UP) Limited	0.06	-
		Adani Green Energy (MP) Limited	0.07	-
		Parampujya Solar Energy Private Limited	0.11	-
3	Accounts Receivable	Adani Renewable Energy Park Rajasthan Limited	964.65	-

31 Recent Indian Accounting Standards (Ind AS)

Standards issued but not yet effective

Ind AS 116 – Leases (effective from 1st April, 2019)

Ind AS 116 Leases replaces existing lease accounting guidance i.e. Ind AS 17 Leases. It sets out principles for the recognition, measurement, presentation and disclosure of leases and requires lessees to account for all leases, except short-term leases and leases for low-value items, under a single on-balance sheet lease accounting model. A lessee recognises a right-of-use asset representing its right to use the underlying asset and a lease liability representing its obligation to make lease payments. Lessor accounting largely unchanged from the existing standard – i.e. lessors continue to classify leases as finance or operating leases.

Based on the preliminary assessment, the Company does not expect any significant impacts on transition to Ind AS 116 on its Net worth. The management is under process of its assessment is based on currently available information and may be subject to changes arising from further reasonable and supportable information when the standard will be adopted. The quantitative impacts would be finalized based on a detailed assessment which has been initiated to identify the key impacts along with evaluation of appropriate transition options.

32 Events occurring after the Balance sheet Date

The Company evaluates events and transactions that occur subsequent to the balance sheet date but prior to approval of the financial statements to determine the necessity for recognition and/or reporting of any of these events and transactions in the financial statements. As of 14th May, 2019, there are no subsequent events to be recognized or reported that are not already disclosed.



Notes to financial statements as at and for the year ended on 31st March, 2019

33 Personnel Cost

The Company does not have any employee. The operational management and administrative functions of the company are being managed by Holding Company.


34 Previous year's figures have been recast, regrouped and rearranged, wherever necessary to confirm to this year's classification.**35 Approval of financial**

The financial statements were approved for issue by the board of directors on 14th May, 2019.

In terms of our report attached


For Dharmesh Parikh & Co.
Chartered Accountants
Firm Registration Number : 112054W

For and on behalf of the board of directors of
ADANI RENEWABLE ENERGY PARK LIMITED



Kantil Gothi
Partner
Membership No. 127664

Place : Ahmedabad
Date : 14th May, 2019



Vneet S Jaain
Director
DIN:- 00053906

Place : Ahmedabad
Date : 14th May, 2019



Jatinkumar Jalundhwala
Director
DIN:- 00137888

